

# formidra


Water takes shape, the shape of beauty



2013

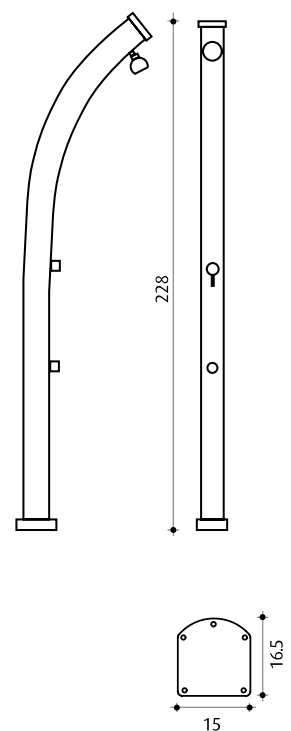
# SOLAR SHOWER

## SOLAR SHOWER JOLLY



### TECHNICAL SPECIFICATIONS

JOLLY		
Design	Curve	
Weight	14 kg	
Capacity	25 L	
Dimensions	228 cm	
Base dimensions	15 x 16.5 cm	
Packaging	15 x 47 x 235 cm	
Material	Aluminium	
<b>Models</b>		with foot washer
Inox Painting	A 500-9007	A 520 -9007
Anthracite	A 500-7016	A 520-7016
Orange	A 500-2009	A 520-2009
Red	A 500-3027	A 520-3027
Fuxia	A 500-4003	A 520-4003
Violet	A 500-4005	A 520-4005
Blue	A 500-5012	A 520-5012
Green	A 500-6016	A 520-6016
Sand	A 500-9001	A 520-9001



# SOLAR SHOWER

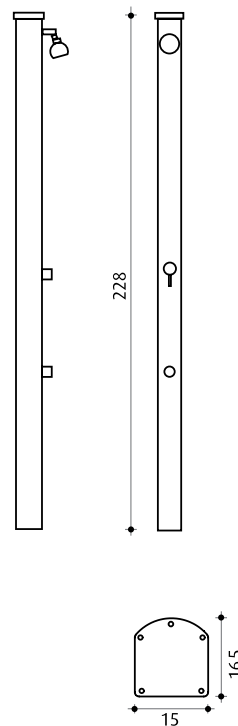
## SOLAR SHOWER JOLLY S.



Inox Painting   Anthracite   Orange   Red   Fuxia   Violet   Blue   Green   Sand

### TECHNICAL SPECIFICATIONS

JOLLY S.		
Design	Straight	
Weight	14 kg	
Capacity	25 L	
Dimensions	228 cm	
Base dimensions	15 x 16.5 cm	
Packaging	20 x 30 x 232 cm	
Material	Aluminium	
<b>Models</b>	with foot washer	
Inox Painting	A 600-9007	A 620 -9007
Anthracite	A 600-7016	A 620-7016
Orange	A 600-2009	A 620-2009
Red	A 600-3027	A 620-3027
Fuxia	A 600-4003	A 620-4003
Violet	A 600-4005	A 620-4005
Blue	A 600-5012	A 620-5012
Green	A 600-6016	A 620-6016
Sand	A 600-9001	A 620-9001



# SOLAR SHOWER

SOLAR SHOWER

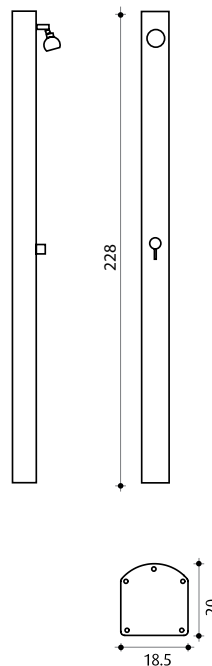
## BIG JOLLY



Inox Anthracite Orange Red Fuxia Violet Blue Green Sand

### TECHNICAL SPECIFICATIONS

BIG JOLLY		
Weight	16 kg	
Capacity	40 L	
Dimensions	228 cm	
Base dimensions	18,5 x 20 cm	
Packaging	20 x 30 x 232 cm	
Material	100% Aluminium	
<b>Models</b>		with foot washer
Anthracite	A 300-7016	A 320-7016
Orange	A 300-2009	A 320-2009
Red	A 300-3027	A 320-3027
Fuxia	A 300-4003	A 320-4003
Violet	A 300-4005	A 320-4005
Blue	A 300-5012	A 320-5012
Green	A 300-6016	A 320-6016
Sand	A 300-9001	A 320-9001



# SOLAR SHOWER

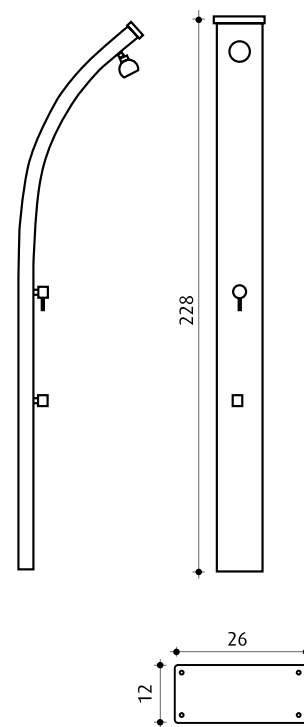
## SOLAR SHOWER SPRING



Anth./Inox Anthracite Orange Red Fuxia Violet Blue Green Sand

### TECHNICAL SPECIFICATIONS

SPRING		
Design	Curve	
Weight	17 kg	
Capacity	30 L	
Dimensions	228 cm	
Base dimensions	26 x 12 cm	
Packaging	29 x 40 x 230 cm	
Material	Aluminium	
Models		with foot washer
Inox	A 100 INOX	A 120 INOX
Anthracite / Inox	A 100-7016 INOX	A 120-7016 INOX
Anthracite	A 100-7016	A 120-7016
Orange	A 100-2009	A 120-2009
Red	A 100-3027	A 120-3027
Fuxia	A 100-4003	A 120-4003
Violet	A 100-4005	A 120-4005
Blue	A 100-5012	A 120-5012
Green	A 100-6016	A 120-6016
Sand	A 100-9001	A 120-9001
Sand / Inox	A 100-9001 INOX	A 120-9001 INOX



# SOLAR SHOWER

## SOLAR SHOWER SPRING S.

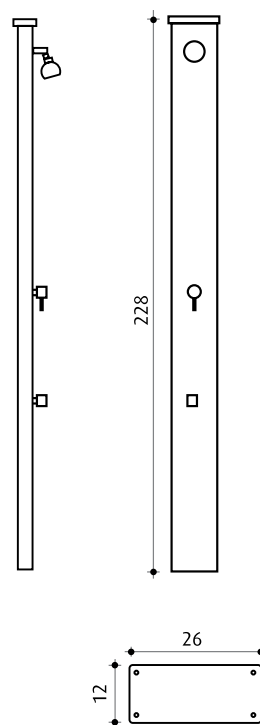


Inox Anth./Inox Anthracite Orange Red Violet Blue Green Sand



### TECHNICAL SPECIFICATIONS

SPRING S.		
Design	Straight	
Weight	16 kg	
Capacity	30 L	
Dimensions	228 cm	
Base dimensions	26 x 12 cm	
Packaging	27 x 20 x 231 cm	
Material	Aluminium	
<b>Models</b>		with foot washer
Inox	A 200 INOX	A 220 INOX
Anthracite /Inox	A 200-7016 INOX	A 220-7016 INOX
Anthracite	A 200-7016	A 220-7016
Orange	A 200-2009	A 220-2009
Red	A 200-3027	A 220-3027
Fuxia	A 200-4003	A 220-4003
Violet	A 200-4005	A 220-4005
Blue	A 200-5012	A 220-5012
Green	A 200-6016	A 220-6016
Sand	A 200-9001	A 220-9001
Sand / Inox	A 200-9001 INOX	A 220-9001 INOX



# SOLAR SHOWER

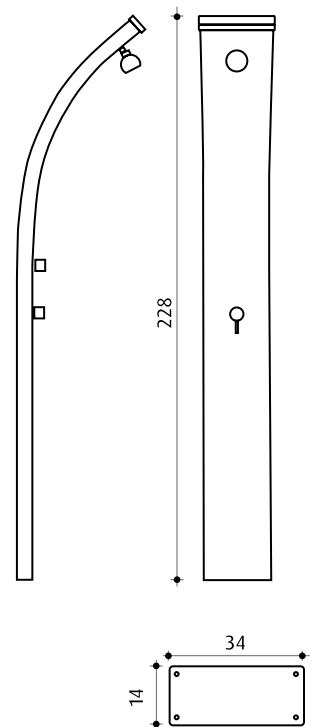
## SOLAR SHOWER DADA



Anodized inox Anth./Inox Anthracite Orange Red Fuxia Violet Blue Green Sand

### TECHNICAL SPECIFICATIONS

DADA		
Design	Curve	
Weight	21 kg	
Capacity	40 L	
Dimensions	228 cm	
Base dimensions	34 x 14 cm	
Packaging	35 x 42 x 231 cm	
Material	Aluminium	
Models	with foot washer	
Anodized inox	D 300 INOX	D 320 INOX
Anthracite / Inox	D 300-7016 INOX	D 320-7016 INOX
Anthracite	D 300-7016	D 320-7016
Orange	D 300-2009	D 320-2009
Red	D 300-3027	D 320-3027
Fuxia	D 300-4003	D 320-4003
Violet	D 300-4005	D 320-4005
Blue	D 300-5012	D 320-5012
Green	D 300-6016	D 320-6016
Sand	D 300-9001	D 320-9001
Sand / Inox	D 300-9001 INOX	D 320-9001 INOX



# SOLAR SHOWER

SOLAR SHOWER


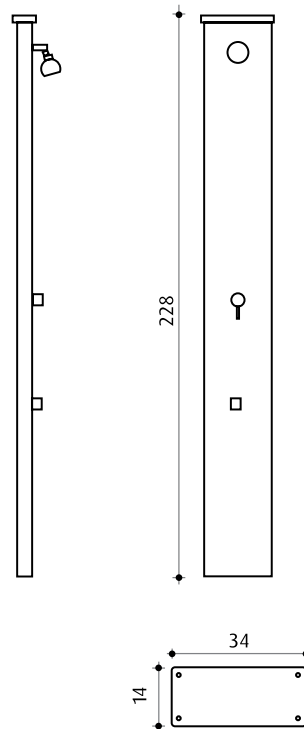
## DADA S.



Anodized inox Anth./Inox Anthracite Orange Red Fuxia Violet Blue Green Sand

### TECHNICAL SPECIFICATIONS

DADA S.		
Design	Straight	
Weight	20 kg	
Capacity	40 L	
Dimensions	228 cm	
Base dimensions	34 x 14 cm	
Packaging	36 x 21 x 231 cm	
Material	Aluminium	
<b>Models</b>		
		with foot washer
Anodized inox	D 400 INOX	D 420 INOX
Anthracite / Inox	D 400-7016 INOX	D 420-7016 INOX
Anthracite	D 400-7016	D 420-7016
Orange	D 400-2009	D 420-2009
Red	D 400-3027	D 420-3027
Fuxia	D 400-4003	D 420-4003
Violet	D 400-4005	D 420-4005
Blue	D 400-5012	D 420-5012
Green	D 400-6016	D 420-6016
Sand	D 400-9001	D 420-9001
Sand / Inox	D 400-9001 INOX	D 420-9001 INOX





# SOLAR SHOWER

SOLAR SHOWER

## ENERGY PRO



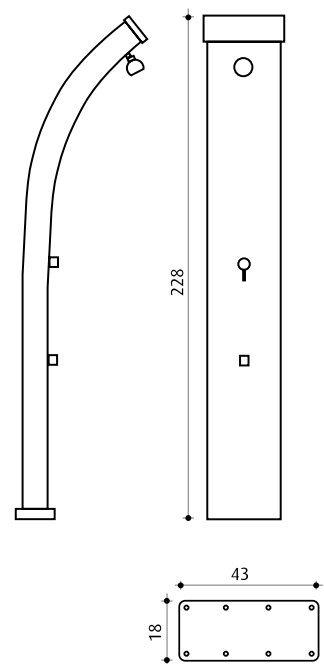
Anthracite



Sand

### TECHNICAL SPECIFICATIONS

ENERGY PRO	
Weight	36 kg
Capacity	75 L
Dimensions	228 cm
Base dimensions	43 x 18 cm
Packaging	46 x 46 x 235 cm
Material	Aluminium
<b>Models</b>	with foot washer
Anthracite	A 920-7016
Sand	A 920-9001




# SOLAR SHOWER

SOLAR SHOWER

## JOLLY GO

SOLAR SHOWER

## HAPPY GO



### TECHNICAL SPECIFICATIONS

JOLLY GO	
Weight	10 kg
Capacity	20 L
Height	119 cm
Base dimensions	18.5 x 20 cm
Packaging	21 x 29 x 119 cm
Material	Aluminium
<b>Models</b>	
Anthracite	JG 140-7016

### TECHNICAL SPECIFICATIONS

HAPPY GO	
Weight	4 kg
Capacity	23 L
Height	119 cm
Base dimensions	26 x 29 cm
Packaging	27 x 32 x 126 cm
Material	Polyethylene HD
<b>Models</b>	
Anthracite	HG 140-7016

# SOLAR SHOWER

SOLAR SHOWER

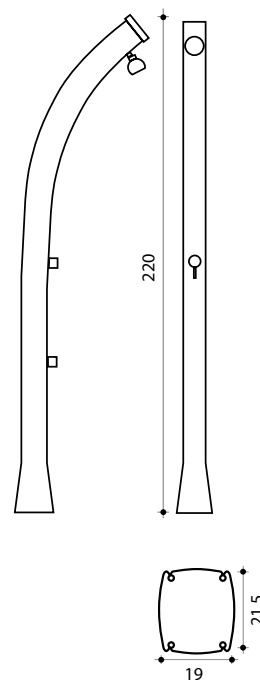
## HAPPY



Anthracite    Orange    Red    Fuxia    Violet    Blue    Green    White

### TECHNICAL SPECIFICATIONS

HAPPY		
Design	Curve	
Weight	7 kg	
Capacity	25 L	
Dimensions	220 cm	
Base dimensions	19 x 21.5 cm	
Packaging	19 x 38 x 222 cm	
Material	Polyethylene HD	
<b>Models</b>		with foot washer
Anthracite	H 100-7016	H 120-7016
Orange	H 100-2009	H 120-2009
Red	H 100-3027	H 120-3027
Fuxia	H 100-4003	H 120-4003
Violet	H 100-4005	H 120-4005
Blue	H 100-5012	H 120-5012
Green	H 100-6016	H 120-6016
White	H 100-9001	H 120-9001



# SOLAR SHOWER

SOLAR SHOWER

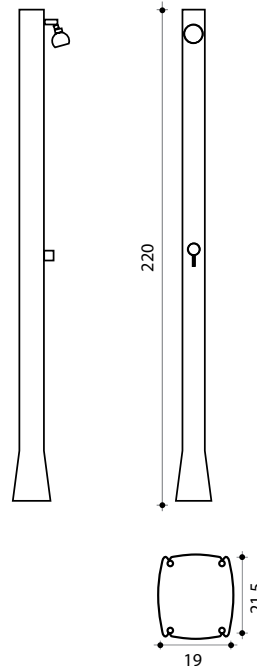
## HAPPY S.



Anthracite    Orange    Red    Fuxia    Violet    Blue    Green    White

### TECHNICAL SPECIFICATIONS

HAPPY S.		
Design	Straight	
Weight	7 kg	
Capacity	23 L	
Dimensions	220 cm	
Base dimensions	19 x 21.5 cm	
Packaging	21 x 30 x 222 cm	
Material	Polyethylene HD	
<b>Models</b>	with foot washer	
Anthracite	H 200-7016	H 220-7016
Orange	H 200-2009	H 220-2009
Red	H 200-3027	H 220-3027
Fuxia	H 200-4003	H 220-4003
Violet	H 200-4005	H 220-4005
Blue	H 200-5012	H 220-5012
Green	H 200-6016	H 220-6016
White	H 200-9001	H 220-9001



# SOLAR SHOWER

SOLAR SHOWER

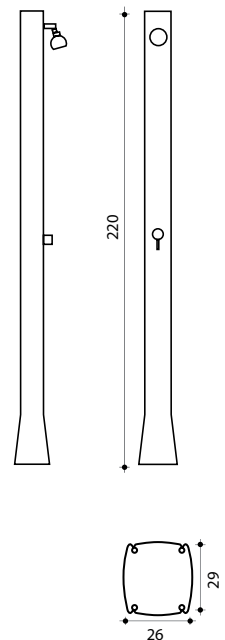
## BIG HAPPY



Anthracite    Orange    Red    Fuxia    Violet    Blue    Green    White

### TECHNICAL SPECIFICATIONS

BIG HAPPY		
Weight	8 kg	
Capacity	40 L	
Dimensions	220 cm	
Base dimensions	26 x 29 cm	
Packaging	26 x 32 x 220 cm	
Material	Polyethylene HD	
<b>Models</b>		with foot washer
Anthracite	H 300-7016	H 320-7016
Orange	H 300-2009	H 320-2009
Red	H 300-3027	H 320-3027
Fuxia	H 300-4003	H 320-4003
Violet	H 300-4005	H 320-4005
Blue	H 300-5012	H 320-5012
Green	H 300-6016	H 320-6016
White	H 300-9001	H 320-9001



# formidra

Water takes shape, the shape of beauty



FORMIDRA S.r.l.

Str. Com. Bertolla all'Abbadia di Stura, 165

10156 - TORINO - ITALIA

Tel +39 011 02 03 650

Fax +39 011 02 03 349

[www.formidra.com](http://www.formidra.com) - [info@formidra.com](mailto:info@formidra.com)